

Google Cloud Platform Account

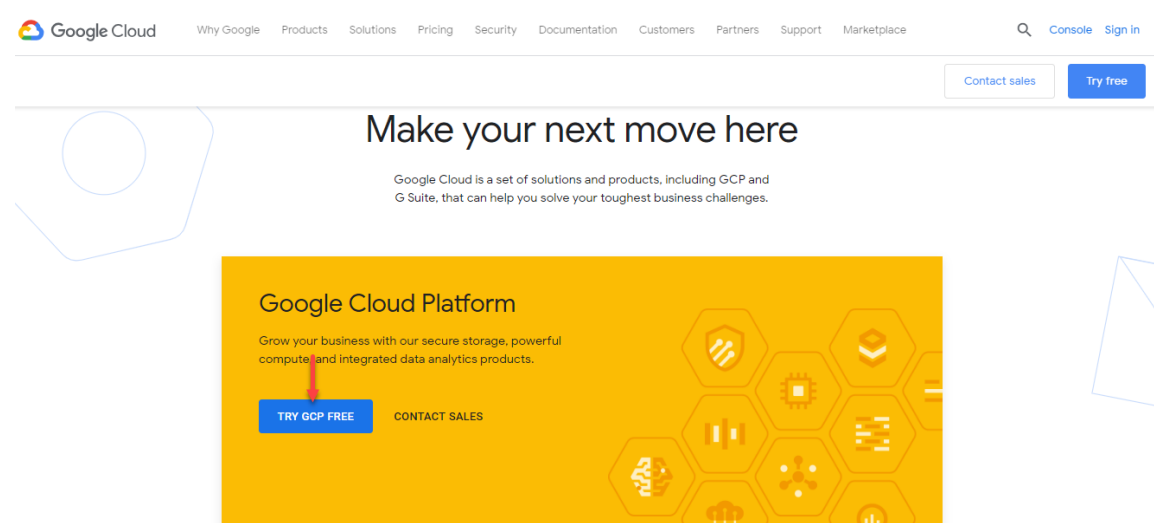
Create an account

It is very easy to create a GCP account. Sign up for a Gmail account and you are ready to go. You can also use your existing Gmail account if you have any.

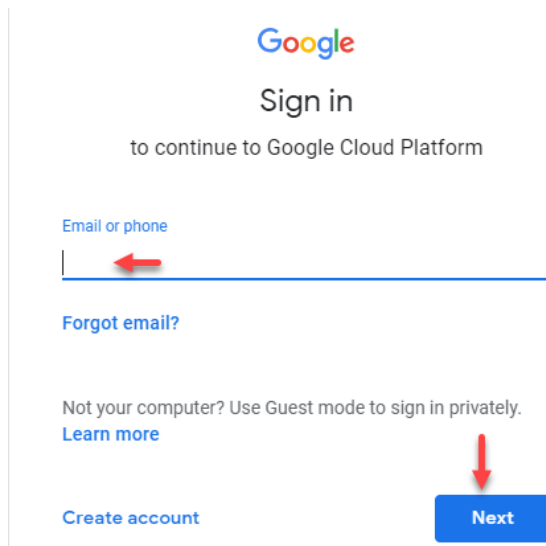
GCP Signup for Free Trial

<https://cloud.google.com/>

Go TRY IT FREE. At first try, you have to agree with GCP's terms and conditions and provide the necessary details, etc. Continue and finish the setup part.



Sign in with your Gmail id



Free trial account

Here are some limitations of the free trial account that I find relevant to us at this point

- Free trial credits will expire 12 months after your GCP signup
- Your project can only have at most 8 cores (virtual CPUs) running at the same time
- You cannot request for GPU
- Read more here for more FAQs on limitations

Try Google Cloud Platform for free

Step 1 of 2

Country

India

Terms of service

I agree to the [Google Cloud Platform Terms of Service](#), and the terms of service of [any applicable services and APIs](#). I have also read and agree to the [Google Cloud Platform Free Trial Terms of Service](#).

Required to continue

AGREE AND CONTINUE

[Privacy policy](#) | [FAQs](#)

Access to all Cloud Platform Products

Get everything you need to build and run your apps, websites and services, including Firebase and the Google Maps API.

\$300 credit for free

Sign up and get \$300 to spend on Google Cloud Platform over the next 12 months.

No autocharge after free trial ends

We ask you for your credit card to make sure you are not a robot. You won't be charged unless you manually upgrade to a paid account.

How you pay



Monthly automatic payments

You pay for this service on a regular monthly basis, via an automatic charge when your payment is due.

Payment method ⓘ

#

Card number

Card number is required



The personal information you provide here will be added to your payments profile. It will be stored securely and treated in accordance with the [Google Privacy Policy](#).

START MY FREE TRIAL

Access to all Cloud Platform Products

Get everything you need to build and run your apps, websites and services, including Firebase and the Google Maps API.

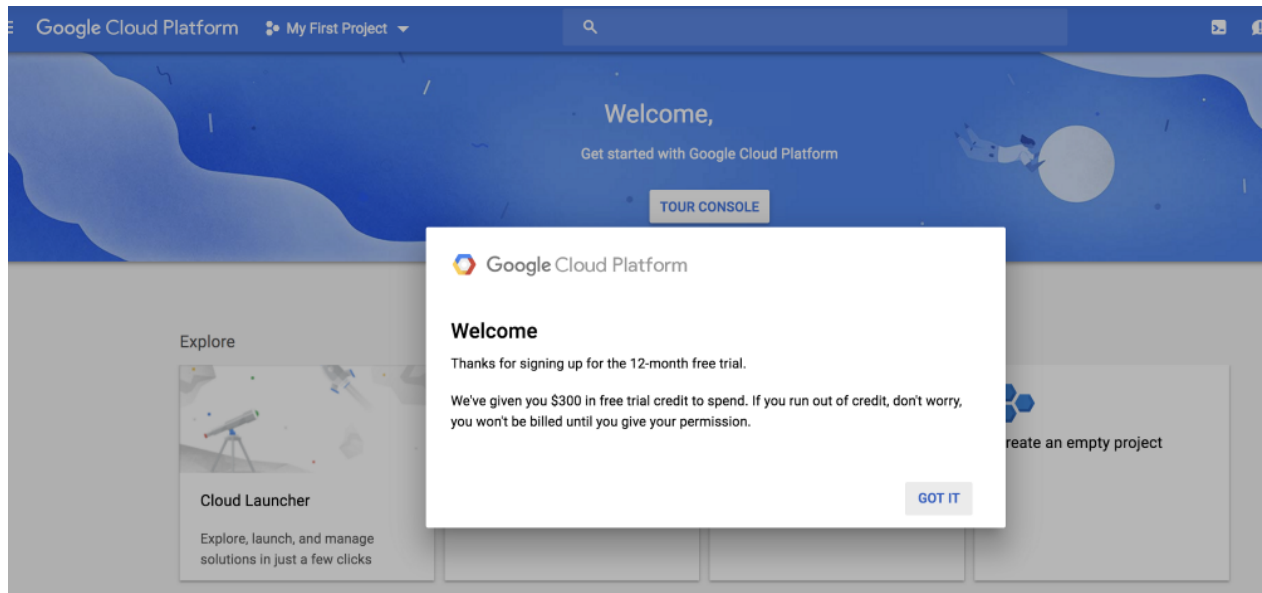
\$300 credit for free

Sign up and get \$300 to spend on Google Cloud Platform over the next 12 months.

No autocharge after free trial ends

We ask you for your credit card to make sure you are not a robot. You won't be charged unless you manually upgrade to a paid account.

Upon successful GCP signup, you will now be redirected to the console. The console will serve as the dashboard of everything-google-cloud-related stuff. Please feel free to TOUR CONSOLE, if you need to.



Create a project

All GCP requests from this time on will be under a project, so we really need to create one in order to proceed. For more information about creating and managing GCP projects, read up here.

A screenshot of the "New Project" form in the Google Cloud Platform console. The form has a blue header with the Google Cloud Platform logo and a search icon. Below the header, the title "New Project" is displayed. The form contains several fields: "Project Name *" with a red arrow pointing to the input field; "Project ID: [input] . It cannot be changed later. EDIT"; "Location *" with a dropdown menu showing "No organization" and a "BROWSE" button; and "Parent organization or folder" with a red arrow pointing to the "CREATE" button. There is also a "CANCEL" button.